

Unit : mm (± 0.5)

Feature

- TV out : live & playback
- JPG IMAGE 2048 x 1536 (3.0 Mega Pixels)
- Device ID indicator (special customer optional)
- RTC(real-time clock)
- Normal REC
- Loop overwrite REC
- Motion detect REC
- Micro SDHC card slot (support up to 32GB)

Specification

Model	MP-110M
Optical format	1/4-inch
Number of effective pixels	130K pixels
Record	640x480(VGA/MP4) / max 30 fps.
Snapshot	JPG IMAGE 2048 x 1536 (3.0 Mega Pixels)
Minimum Illumination	1 LUX
Recording Mode	RTC date and time stamping Normal, Motion detect REC., Motion detect SNAP , loop overwrite ,
Voice Record	WAV 48kHz
Built-in memory	Micro SDHC / MMC. card slot (support up to 32GB) ●
Video out	TV out playback
Image for AV out	640 x 480 pixel
Image for PC out	3.0 Mega Pixels
Built-in Lens	2.8 mm
View angle	67 degree
Dynamic range	68dB
SNR(max)	44dB
Battery capacity volume	600mAh
Working time	about 110 minutes
Power charge	DC 5V (USB 2.0)
Power current	500 mA(MAX)
Demension	73 x 32 mm



▲ MP-110M

●Format SDHC

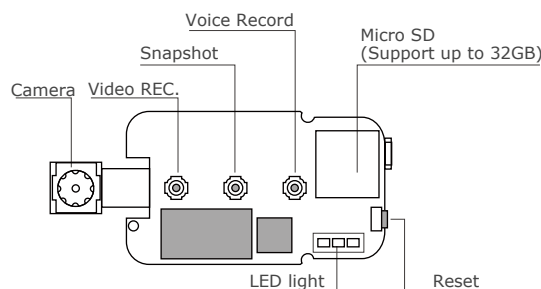
Improve the SD SDHC Card 4GB ~32GB compatibility MP-110M support for SDHC, SDHC card(OVER 4GB~32GB) must be special format processing ! through the pc to format SDHC Card Fat32 block size 16k process:

WINDOWS SYSTEM

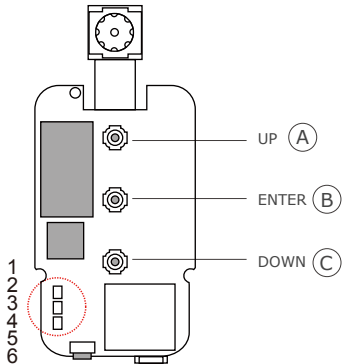
- 1.Click [Start],
 - 2.then click the [running] 'button',
 3. [Open] box, type: "diskmgmt.msc", and then click [OK],
- then Right-click on SDHC CARD DISK and format block size 16 or 32K

Instruction Drawing & Description

PART NAME



Button icon , lights function



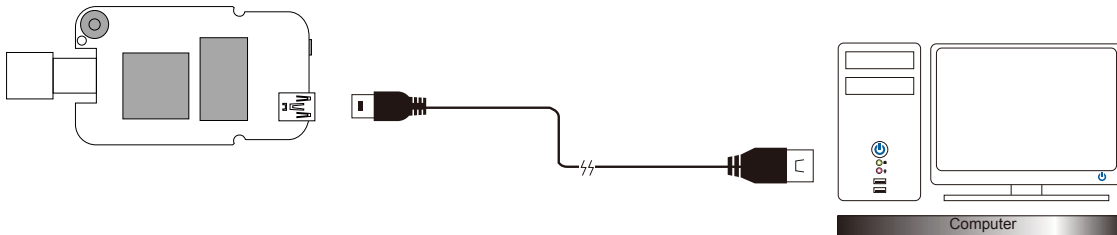
COLOR	NOTE
Green(1)	Flash:Power charging Turn off:FULL
Orange(2) Leaf-green(3)	(2)+(3)+(4)capacitance 66%~100% (3)+(4)capacitance 33%~66%
Yellow(4)	capacitance below 33% Flash: Low
Blue(5)	Light:no SD Flash:SD save Turn off: W/SD
Red(6)	system working properly

- Power ON
Long press (C), (B) in the same time to vibration(two time) then release button
- Power oFF
Long press (B) 5 sec to vibration(one time) then release button
- REC. /ON
press (A) 0.5 sec to vibration(two time) then start recording
- REC. /STOP
press (A) 0.5 sec to vibration(one time) then stop recording
- Esc. /BACK
Long press (A) to ESC. or back
- Snapshot
press (B) 0.5 sec to vibration(two time) then start recording
- VOICE REC. /ON
press (C) 0.5 sec to vibration(two time) then start recording
- VOICE REC. /STOP
press (C) 0.5 sec to vibration(two time) then start recording

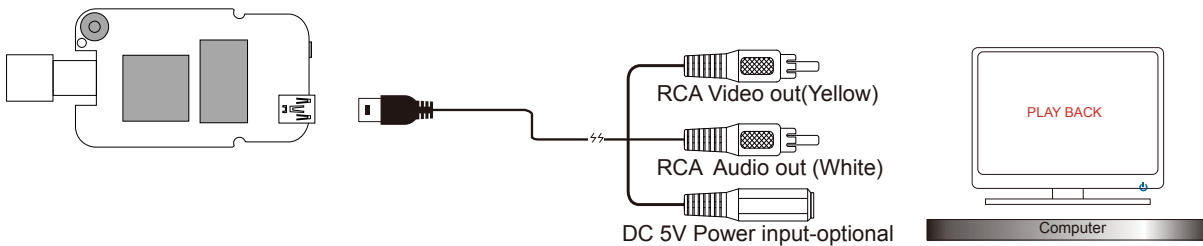
Connect with computer or TV

⚠ USB cable support PC transmission function and support power charge
After power on ,USB cable connected MP-110M that will into USB Mass Storage Device
After power on , AV cable connect MP-110M that will playback mode.
Before power on ,AV cable connected MP-110M that will preview mode.

Connect with pc



Connect with TV



Ordering information



**NEW ! Mobile Digital Video Recorder
MP-455E**

- SD, **SDHC** card support (MAX 32 GB)
- Snapshot function (640x480-jpg)
- RTC date and time stamping
- Interface: USB 2.0 (USB 2.0/power in)
- Video out/in: TV out /AV in (NTSC/PAL)
- AV recorder resolution : 640x480(VGA) / max 30 fps.
- Special Power save button (monitor sleep mode)
- Extend Interface: Extend DC Power 9V out for Camera and AV in